

# HISTORY

## PUPIL TASK SHEET

1



### BEFORE YOUR VISIT

You may have heard of a place called Madame Tussauds, it's a tourist attraction in London and many other places around the world... but what do you know about the woman herself and how the attraction was formed and has changed?

#### Activity 1

Cut out the fact cards on the next page and read each one to find out about Marie Tussaud and her amazing attraction. Put them in order to create a timeline of events, using the dates to help.

#### Activity 2


Now you have found out about Marie Tussaud\*, create a passport style fact-file about her.

Facts you could include are:

- When and where she was born
- When she died
- When she made her first wax figure
- Who she married
- When she came to Britain
- When the attraction in London was created

#### What else could you include?

You could create a mind map of things you know to begin with, and then organise your facts to create your passport.



**DON'T FORGET:**  
TO SKETCH AN IMAGE  
OF HER TOO!





## Activity 1 Fact Cards

In 1802, she left France to bring her collection of figures to Britain. For 33 years after she arrived in Britain, she travelled around exhibiting a growing collection of figures.



## Madame Tussauds LONDON

Today, Madame Tussauds is part of the Merlin Entertainments Group and there are Madame Tussauds attractions all over the globe.

In 1940 during WW2, an enemy bomb struck the cinema but eventually the London Planetarium was built in its place.



In 1794, Marie inherited Dr Curtius' collection of figures and she married François Tussaud.



From 2006 huge changes took place at the attraction. The Planetarium changed to become a new experience and the attraction displayed its figures differently so members of the public could get closer to the wax figures.

In 1835, the show set up a permanent base in Baker Street, London.



In 1884, the collection moved to its current site on Marylebone Road.



Marie Grosholtz was born in Strasbourg in 1761, two months after her father's death. As Marie was growing up in France, her mother became housekeeper to Dr. Curtius, a talented wax sculptor.

With her two sons, she created a leading visitor attraction in London and she continued to be very involved in running the attraction until she died in 1850.

In 1789, Marie moved back to Paris because of the French Revolution during which many of the people she had met during her time at Versailles were killed by the guillotine! Marie and Dr Curtius were given the job of moulding the heads to many of the guillotine's victims, including some of Marie's friends.

In 1925, the attraction suffered a disastrous fire which destroyed the building and many wax figures, costumes and props\*. Luckily, many of the old head moulds were saved and from these, the attraction was rebuilt once again and this time it included a cinema and a restaurant.



Marie learnt how to sculpt wax figures from Dr Curtius and he introduced her to many important people in French society. At 17, she sculpted the famous French writer, Voltaire, which can still be seen in Madame Tussauds today. After seeing how talented she was, she was invited to live at the Palace of Versailles to be an art tutor to King Louis XVI's sister.



# HISTORY

## PUPIL TASK SHEET



BEFORE YOUR VISIT

### Activity 3

Below are some of the wax figures you would come across on a visit to Madame Tussauds. See if you can work out who's who and why they are well known.





# HISTORY

## PUPIL TASK SHEET

4

### DURING YOUR VISIT

During your visit, you have a series of missions to complete as you discover the world of Madame Tussauds!

#### Activity 1

Head to the **Royals** area at Madame Tussauds.

1. Find Henry VIII. How many times did he marry?

.....

2. How were Elizabeth I and Mary, Queen of Scots related?

.....

3. What happened to Charles I in 1649?

.....

4. Find the name of the sailor and navigator who sailed all around the world.

.....

5. Find Queen Victoria. What do you notice about her clothing compared to the other Kings and Queens?

.....

6. Put these monarchs in order according to when they reigned:

Queen Victoria\*, Charles I, Henry VIII, Elizabeth II, Henry V, Elizabeth I

1

2

3

4

5

6







## Activity 2

Head to the **Culture** area at Madame Tussauds.

1. Find Marie Tussaud. What is she doing?

---

---

---

---

---

---

---

---

2. Find Charles Dickens. He was a famous author during the Victorian era. Find the title of one the books he wrote?

---

---

---

---

---

---

---

---

3. Find William Shakespeare. How many plays did he write?

---

---

---

---

---

---

---

---

4. Find a Victorian inventor. Write down his name and something he is well known for.

---

---

---

---

---

---

---

---

5. Write the name of a famous artist you can see.

---

---

---

---

---

---

---

---

6. Who is the famous scientist in the room?

---

---

---

---

---

---

---

---

7. Which of these people was an expert at Maths?

---

---

---


---

---

---

---

---



1. Find out who was the British Prime Minister between 1940 and 1945 and what was going on in Britain at this time.

.....

.....

.....

.....

.....

.....

.....

[illegible]



# HISTORY

## PUPIL TASK SHEET



## DURING YOUR VISIT

### Activity 4

Head to **The Sherlock Holmes Experience** at Madame Tussauds.

You will travel back in time to the Victorian era during your time in **The Sherlock Holmes Experience**.

When you emerge back to the present day, jot down words and phrases which describe the setting you have just experienced.

Think about what you heard and saw or how it made you feel and how London looked then.

WRITE YOUR WORDS HERE...



### Activity 5

Head to the **Behind the Scenes** area at Madame Tussauds.

1. Find Voltaire who was a French writer. What's special about this wax work?

---

---

---

2. In this room you will find the oldest wax figure displayed at Madame Tussauds London. Who is the model of and when was it made?

---

---

3. Which royal family do you see which was sculpted by Marie Tussaud herself?

---

---

4. Find Marie Tussaud. Who made this wax figure and how old was she at the time the figure was created?

---

---



# HISTORY

## PUPIL TASK SHEET

8

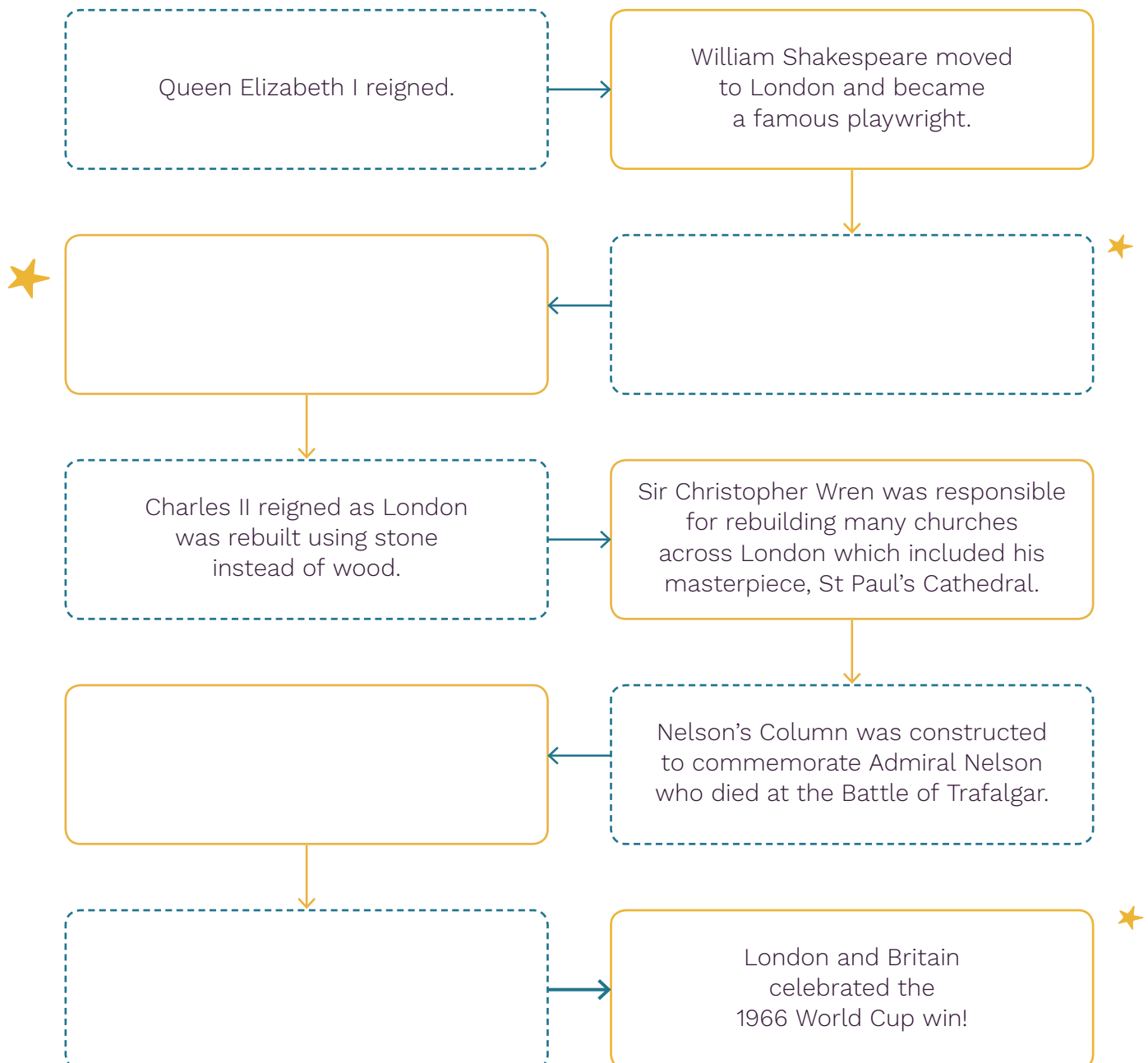
DURING YOUR VISIT

### Activity 6

Head to **The Spirit of London** ride.

You will travel through London's colourful history in a famous black cab! Once your journey is over, see if you can fill in the missing information to complete a time line of many of London's historical and cultural events!

- The Great Fire of London.
- Queen Victoria reigned.
- London is bombed during WW2.
- The Plague haunts London.







## AFTER YOUR VISIT

### Activity 1

Think back to the **Spirit of London** and all the historic and cultural events which have shaped London.

Create a storyboard of London's history using these events. You will need 10 boxes to draw each event and write a heading or sentence to describe each.



### Activity 2

Now choose one of the events to find out more about. Once you have finished your research, complete one of the following:

- Present your findings to your class in the style of a news report from the era.
- Make a poster about your event to help other pupils in your class learn about this event.



### Activity 3

As you know, Sherlock Holmes is a famous detective created by the author Sir Arthur Conan Doyle\*. You are going to create a Sherlock Holmes themed board game which is set in Victorian London. Players need to be transported into the world of Sherlock Holmes as they race around the board to be the first to find a missing Sherlock!

#### Things to think about:

- What details will show it is set in Victorian times? Think about food, transport, housing, jobs, the royal family, the differences between rich and poor, inventions during the Industrial Revolution.
- What will players encounter as they move around the board?
- What other characters will appear in your game?

#### Things you might like to include:

- Question cards linked to spaces on your board.
- Questions or forfeits on spaces on your board.





## Activity 4

Now you are ready to plan and write your own Sherlock Holmes mystery story, using ideas from your board game.

### Things to think about in your plan:

- What mystery is Sherlock solving?
- Who are the characters?
- How does the story begin, build up and get resolved?
- What details will show your story is set in Victorian times?



### More Fun at Home

Choose a historical figure from the **Culture** or **Royal** areas to explore more.

Now choose one of the following methods to present your findings:

- Create a fact file about this person
- Create a biographical report about the person
- Take on the role of the person and present to a friend or family member – introduce yourself and your achievements and tell your audience about yourself

### HINT:

YOU CAN REFRESH YOUR MEMORY BY VISITING THE MADAME TUSSAUDS WEBSITE!